

# Corporate Plan performance Q4 2022/23

## Our environment

Key: ↑ Above/on target ↓ Below target \* Proxy measure - not targeted ⚠ At risk of failing target




395kgs of household waste collected per head of population ↑




43% of collected waste recycled and composted ↓




590 fly-tipping incidents recorded ↑



96.65% of inspected streets meet grade B or above ↑



Minimise the impact of building developments on biodiversity- unable to measure until Autumn 2023 ↓



All actions achieved towards reducing CO2 emissions ↑



86% of new homes meet water efficiency targets ↑



66% of residents recommend Swadlincote Town Centre as a place to visit ↑



Three parks awarded Green Flag status ↑



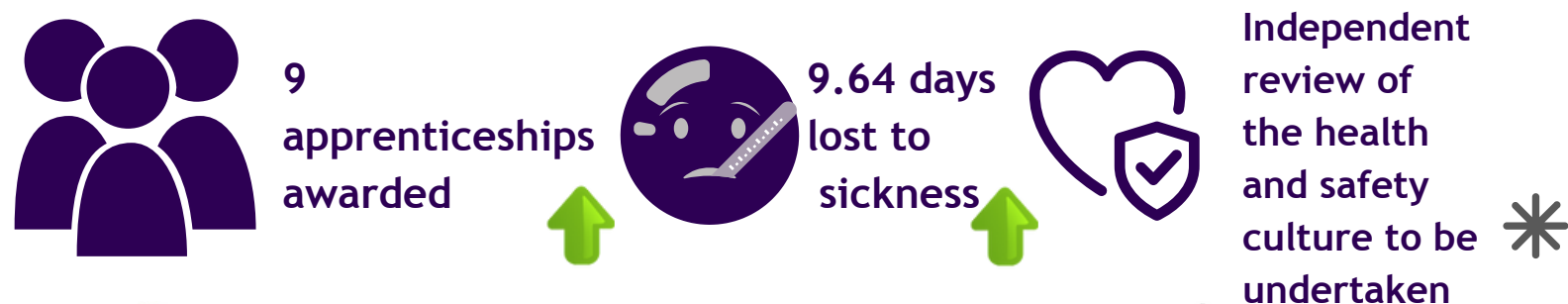
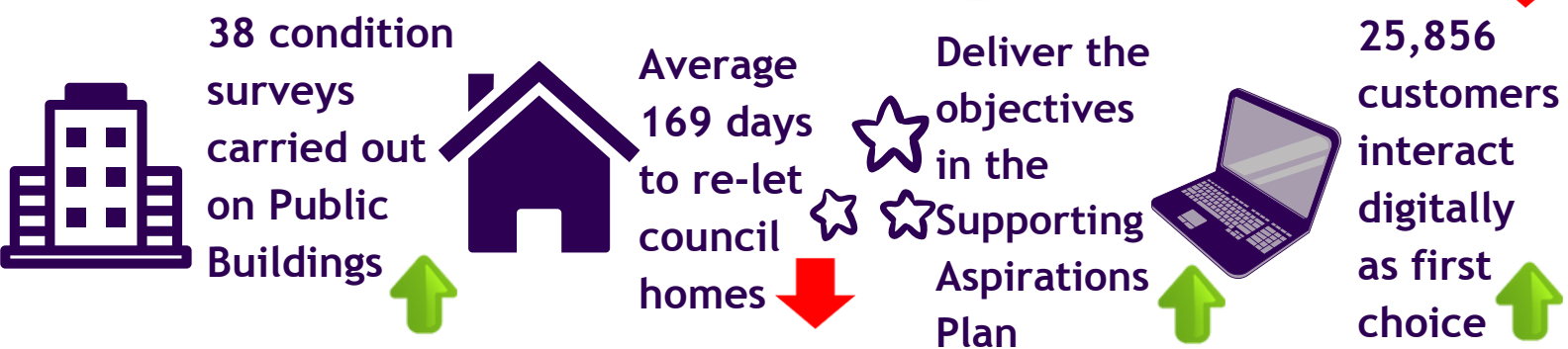
Proportion of good quality housing development schemes - out turn not available ↓



# Corporate Plan performance Q4 2022/23

## Our people

Key: Above/on target Below target Proxy measure - not targeted At risk of failing target



# Corporate Plan performance Q4 2022/23

## Our future

Key: ↑ Above/on target   ↓ Below target   \* Proxy measure - not targeted   ⚠ At risk of failing target



Employee jobs in South Derbyshire increased from 31,000 to 34,000



28,174 sqm of new commercial floor space delivered in 2022-23.



Total rateable value of businesses in the District - £67,120,292



78% of planning conditions discharged in 8-13 weeks




83% of planning applications determined within statutory period



90% of new facilities and contributions secured through Section 106



Transformation Action plan on target



Strands of commercialisation are underway across departments with potential increases to income or efficiencies in service

