

FREQUENTLY ASKED QUESTIONS



Why is the Council starting to do separate food waste collections?

All Councils across the country must start doing food waste collections. This has been mandated by central Government as part of their Simpler Recycling reforms

SDDC already collects food waste in the brown garden waste bin. Can I just carry on putting my food waste in this bin?

No. Food waste can no longer be put in the brown garden waste bin. Because the Government are mandating that we collect food waste separately, you must separate your food waste from your garden waste. If you don't, we will let you know that your bin was classed as 'contaminated' by placing an information tag on your caddy, and it won't be collected.

How often will food waste be collected?

Food waste bins will be collected every week. Bin calendars for new collections will be delivered to your home, and all information is available online – just pop your postcode into the Bin Collection dates portal: [Bin collection dates | South Derbyshire District Council](#)

When will I receive a new food waste caddy?

We will be delivering the new caddies from 13 April 2026 and it will take around six weeks to deliver one to every household in the District.

When will the food waste start being collected?

We will start food waste collections in South Derbyshire from 1 June 2026

Why did SDDC start collecting food waste later than other councils/when the Government set an April start date?

Because all Councils across the country now must collect food waste, there has been a shortage of certain resources, such as food waste trucks, as Councils have all been competing for them. The Government was informed of this impact on our service delivery and agreed to a June start date.

Why have I got two food waste caddies?

You will receive two caddies. The smaller of the two is a green countertop kitchen caddy, and the larger brown caddy can be kept outside and will need to be put out to be collected, alongside your other bins.

What do I do if I live in an apartment or shared living space?

You will be posted temporary internal food waste caddies, which you will empty into a communal food waste bin, kept in the bin stores with the other communal bins. If you would like a permanent kitchen caddy, further information on how to order one will be provided in the leaflet you will receive prior to the scheme commencing.

Do I need to put my food waste in bags?

Lining your kitchen caddy will help keep it clean and reduce odours by containing food residue and moisture. Therefore, for hygiene reasons, for both you and our refuse loaders, we please ask that you put food waste in bags. You will be provided with your first roll of compostable liners, when your caddies are delivered. We will keep you informed of where you can find the best offers on compostable liners in local shops/or online.

What bags should I use?

Compostable liners are preferred, as they help support the recycling process and reduce contamination costs, but any bag will be accepted.

How should I use my food waste bin?

We would recommend you put your compostable bin liner in the small countertop kitchen caddy and fill that with your food waste first. When it is full, tie the bin bag up and place it in the larger food waste bin. If you choose to, you could also line your outdoor caddy, but this isn't necessary, as long as you are bagging up the smaller bags from your kitchen. Make sure to keep the lids on both bins closed.

What will be happening to my food waste?








Food waste from South Derbyshire will be going to a Severn Trent anaerobic digestion facility on Raynesway, Derby. The anaerobic digester will turn the food waste into biogas, which will be sent to the gas grid. The site also produces an excellent bio-fertiliser, which is spread on local farmland.

What about animals getting into my food waste caddy?

The food waste bins are lockable to prevent animals from breaking into them and eating the food. Rotate the handle backwards to lock, and forwards to unlock.

What food waste can I put in the kitchen caddy?

The food waste that can be recycled in your food waste caddy includes:

-  Meat, fish & bones
-  Dairy & eggs
-  Fruit & vegetables
-  Bread, rice & pasta
-  Tea bags & coffee grounds
-  Waste animal food
-  All plate scrapings

Remember to recycle your mouldy and out of date food, including ready meals removed from their packaging!

What food waste can't I put in the bins?

Please avoid putting liquids or oil in the food waste caddies.